

Enduring Legacy of Trojan Horses

Taking stock of old "conspiracy rumors" in light of new information about the Covid jab contents.



ANDREAS OEHLER

NOV 9, 2023



38



10



5

Share



The preamble in this post, necessarily, is rather long, so you may skip all the way down to the “Main Topic of This Post” section, and if still interested, may return back up here.

So, back in March 2022 I wrote this post:

Lasting Legacy of Trojan Horses

ANDREAS OEHLER · MARCH 1, 2022



Although it has been reported on by Igor Chudov a few days ago, I would like to add a bit more beef to this uncorroborated (so far) information, as it is the news no one wants to believe, but it deserves further investigation for the reasons outlined below.

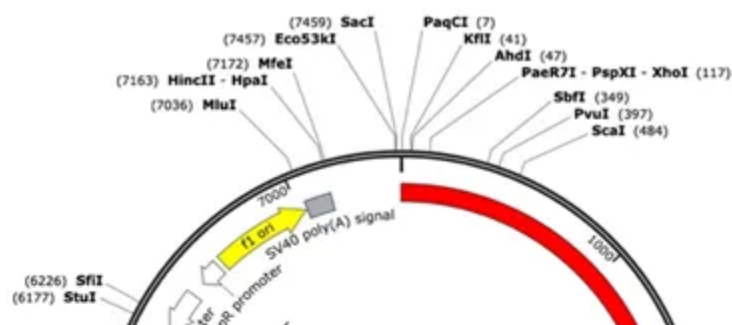
[Read full story →](#)

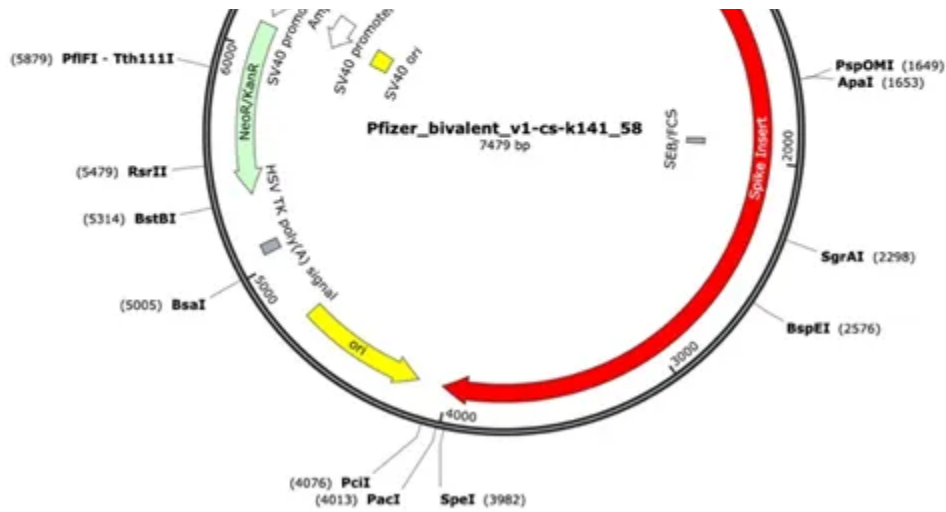
In it, I detailed how some incognito Moderna insiders hinted at the presence, or a possibility thereof, of some secrete minute ingredients in mRNA jabs, with far-reaching consequences. At the time, no one with access to the proper equipment dared to go out, get the jab vials and perform the tests to ascertain or deny these rumors.

Fast forward to April 2023, and we have had a major breakthrough in the analysis department, although very mildly and carefully worded, “[Sequencing of bivalent Moderna and Pfizer mRNA vaccines reveals nanogram to microgram quantities of expression vector dsDNA per dose](#)” (Kevin McKernan, Yvonne Helbert, Liam T. Kane, Stephen McLaughlin, OSF Preprints, 2023.04.24):

Several methods were deployed to assess the nucleic acid composition of four vials of the Moderna and Pfizer bivalent mRNA vaccines. Two vials from each vendor were evaluated with Illumina sequencing, qPCR, RT-qPCR, Qubit™3 fluorometry and Agilent Tape Station™ electrophoresis. Multiple assays support DNA contamination that exceeds the European Medicines Agency (EMA) 330ng/mg requirement and the FDAs 10ng/dose requirements. These data may impact the surveillance of vaccine mRNA in breast milk or plasma as RT-qPCR assays targeting the vaccine mRNA cannot discern DNA from RNA without RNase or DNase nuclease treatments. Likewise, studies evaluating the reverse transcriptase activity of LINE-1 and vaccine mRNA will need to account for the high levels of DNA contamination in the vaccines. The exact ratio of linear fragmented DNA versus intact circular plasmid DNA is still being investigated. Quantitative PCR assays used to track the DNA contamination are described.

What it said back then was that the jabs contained not only mRNA wrapped in lipid nanoparticles (the infamous [LNPs](#)), but also a lot of double-stranded DNA fragments, and possibly also the complete [dsDNA plasmids](#) used in the mass production process of the S spike [pseudouridylated](#) mRNA.





Of course, helpful factcheckers “put the record straight”, although with considerable delay, e.g. “[Debunking Claims of DNA Contamination in COVID Vaccines](#)” (Eightify, 2023.09.27):

Some people claim to have found plasmid DNA in mRNA vaccines, fueling conspiracy theories about DNA contamination.

The DNA in COVID vaccines is not in full length or intact, as it gets chopped up and mostly removed during the manufacturing process.

The claim of DNA contamination in COVID vaccines is based on a "pretty stupid idea" with no evidence of random external promoters integrating into DNA.

Kind of like wishing away the whole thing - “Just ignore, it’s all rubbish!”

Yet, [Kevin McKernan provided the evidence](#), all the way back in March of 2023, that there is, in fact, intact plasmid DNA in the tested Pfizer vials and these plasmids, in fact, do contain [SV40 promoters](#) that are followed by multiple SV40 enhancers:



Kevin McKernan • 3rd+
CSO at Medicinal Genomics Corporation
8mo •

[+ Follow](#)

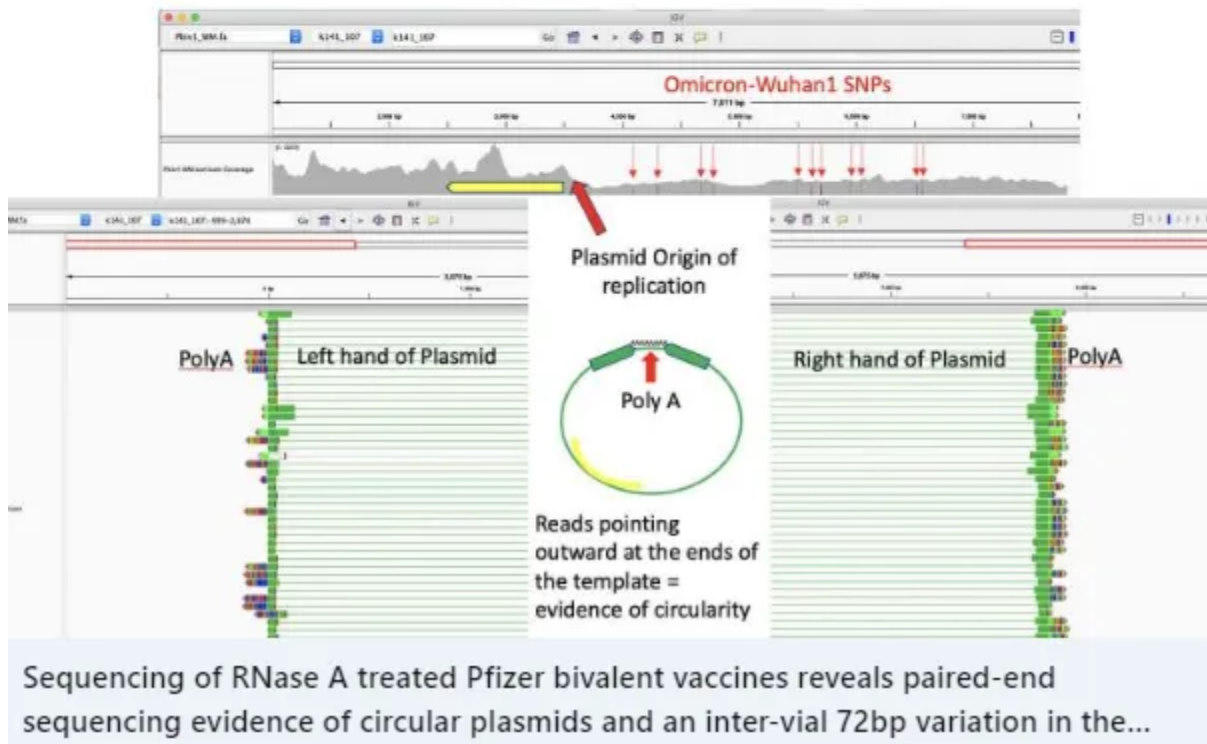
Some of the plasmids in the vaccines are in fact circular. Paired end Illumina data nicely spans the Eam1104i cut site used to linearize these.

There is also a 72bp insertion in the SV40 promoter in one vial of the same lot. This

is a known turbo insertion for SV40. There shouldn't be vector heterogeneity within a lot.

Agilent Tape Station and qPCR data point to 20-35% of the nucleic acid in the vaccines is expression vector. They are transformation competent in E.coli and confer antibiotic resistance.

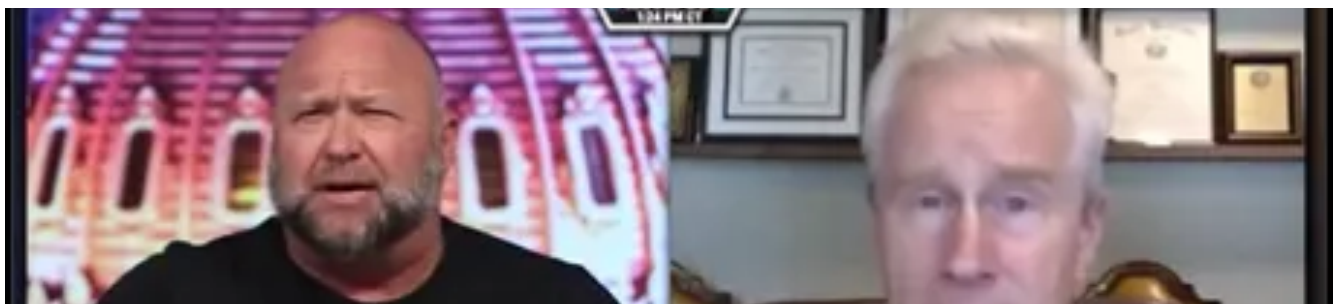
This may explain prolonged spike mRNA detection in breast milk and serum. You need to know about this if you are attempting to draw any conclusions on RT activity of LINE-1 on the mRNA vaccine.




Incidentally, I explained the significance of the presence of an SV40 promoter, followed by multiple SV40 enhancers, in the dsDNA plasmids in my July 2023 post:

About That SV40 in mRNA Jabs

ANDREAS OEHLER · JUL 18





As if we didn't have enough issues with the Covid "vaccines", here comes a new revelation making splashes in the metaverse. The Vigilant Fox tweets that: "🚨 Cancer Virus Found in COVID Shots: "This Is Looking Very Bad," Says Dr. Peter McCullough. "SV40 is a known cancer-promoting segment of DNA. And yes, they're in the shots," reported @P_McCulloughMD...

[Read full story →](#)

Here's the fragment from this post of mine that most directly relates to what is to follow next:

["The role of plasmid constructs containing the SV40 DNA nuclear-targeting sequence in cationic lipid-mediated DNA delivery"](#) (Cell Mol Biol Lett. 2005):

One of the steps that limit transfection efficiency in non-viral gene delivery is inefficient nuclear import of plasmid DNA, once it has been delivered into the cytoplasm. Recently, via microinjection into the cytoplasm and in situ hybridizations into a few cell types, it was shown that a region of Simian virus 40(SV40), specifically a c. 372-bp fragment of SV40 genomic DNA encompassing the SV40 promoter-enhancer-origin of replication (SV40 DTS), could enable the nuclear import of a plasmid carrying these sequences (Dean D.A. Exp. Cell Res. 230 (1997) 293).

[SV40 promoter](#) is about 317bp long, but the sequencing of the Pfizer plasmids also detected a repeat of the SV40 enhancer (72bp) at the tail of the SV40 promoter, in one of two Pfizer vials studied. As is well known, the 72bp SV40 enhancer is associated with more robust expression and [nuclear localization](#). "[The SV40 72 base repair repeat has a striking effect on gene expression both in SV40 and other chimeric recombinants](#)" (Nucleic Acids Res. 1981 Nov 25):

By introduction of recombinant plasmids into monkey CV1 cells, we have unambiguously demonstrated that sequences entirely within the 72bp repeat, which is located upstream of the SV40 early region, are crucial for T-antigen expression in vivo. We have also shown that a DNA fragment containing the 72bp repeat, inserted directly before chicken conalbumin or adenovirus-2 major late promoter sequences in chimeric plasmids where these promoters replace that of the SV40 early genes, caused a dramatic increase in the expression of T-antigen in vivo.

Which finally brings us to the topic of enduring legacy of the *Trojan Horse* in Jabs rumors.

Main Topic of This Post

The *Point 4* in the erstwhile whistleblower allegations was this:

- 4. Make sure form and quantity of additive upregulating [LINE-1](#) reverse transcription activity makes it hard to detect among legit adjuvants*

As luck would have it, I have dedicated a separate post to LINE-1 before:

Implications of BNT162b2 in Human Cells Changing Gene Expression of LINE-1

ANDREAS OEHLER · MARCH 4, 2022





Down the rabbit hole we go, following the lead from the anonymous Moderna whistleblowers about the LINE-1 upregulation in the Moderna mRNA “vaccine”. One distinct possibility, already mentioned, is that this may lead to the embedding of the Trojan Horse mRNA in the Covid-19 jabs into the germline cells affecting the fertility of the future generations. ...

[Read full story →](#)

Yet, as it now turns out, instead of just a LINE-1 upregulation we have found out, for a fact, about the SV-40 promoter-enhancer tandem in the Pfizer jabs, accompanied by a soup of other, purportedly randomly chopped up, DNA admixtures in both Moderna and Pfizer mRNA jabs. Or is it possible that this soup may also contain, as the whistleblowers hinted, mRNA or DNA coding for CYP19A1 and CDKN1B genes?

2. *Make mRNA coding for mutant versions of CYP19A1 and CDKN1B in smaller amounts*

With all the unpleasant consequences for the offspring of the mRNA jab recipients?

Wouldn't it be nice if the team lead by Dr. McKernan et al., and other teams around the world, conducted a direct investigation to try and identify exactly these missing pieces of the mRNA code in the jabs? It seems like it is safe for them to do it at the back end of 2023, unlike in 2021 or early 2022? As the tabu, or a perceived tabu, of scrutinizing the jab contents has finally fallen by the wayside?

Can't wait for the result of these investigations! Don't you?
